



Instructions on how to collect an adequate dust sample using the Swiffer method:

1. Please only use the dust cloth provided in the sampling kit. Avoid unnecessary contact with the Swiffer cloth by wearing the disposable gloves supplied in the sampling kit.
2. Swipe at least 10 "areas" within the space that you want to be tested (i.e., home or workplace). Be sure to wipe in one direction only. Do not scrub back & forth or wipe in a circular motion.
3. Areas can include tops of interior door frames, entertainment centers, shelves, dressers, nightstands, HVAC return vents, and other regions like this. The goal is to gather dust from different areas in the home/office to analyze the entire space. **DO NOT sample directly from a visible mold source (i.e., mold spots on a wall). Avoid sampling areas that are rusty and have visible dust from clay or drywall dust from construction/repairs/new builds. Avoid areas near stoves, heaters, or other high heat sources. Samples taken from these areas will inhibit the testing process.**
4. As needed, ask your doctor or Indoor Environmental Professional for specific collection preferences as those may differ from the one listed here. The instruction in this document is the one recommended by the US EPA as the standard sample collection method
5. After swiping at least 10 areas, fold the Swiffer cloth with the dust inside, place it in the Ziploc bag, and zip it. Ensure the Swiffer is visibly dirty (changed from white to gray, see the picture in the link below) to provide enough dust for testing. If the cloth is not visibly dirty, continue swiping in areas until the fabric appears dirty.
6. Write the Location where the sample was taken on the Chain of Custody form under "Location." If you have multiple samples, please make sure the location is on both the bag and Chain of Custody form clearly.
7. Complete the Chain of Custody (CoC) form supplied in the kit (also available online printed on our website).


Reminders:

- *Please make sure the cloth changes color on all visible areas, front and back.
- *Combining dust samples from the basement, garage, or crawl space with samples from the upstairs or living space is strongly discouraged.
- *Don't use the Swiffer to wipe the floor.
- *DO NOT place the Chain of Custody form inside the Ziploc with the sample.
- *Samples must be paid online OR by phone before processing the sample.







DRY SWIFFER COLLECTION METHOD



#1 Low Dust.
Not Enough for testing



#2 Medium Dust.
Just Enough dust for one Test



#3 Medium High.
Plenty for one Test only



#4 High Loading.
Enough for more than one Test

